

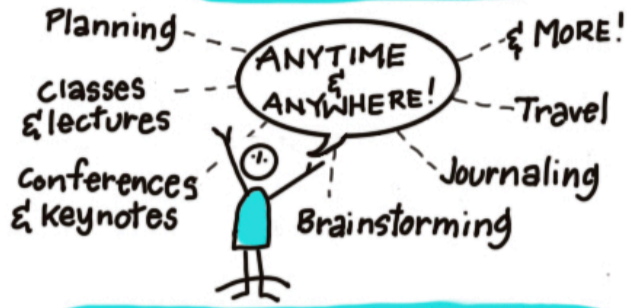
SKETCHNOTES ROCK!

by Sherrill Knezel

1. WHAT IS sketchnoting?

- using a combination of images & text to help us understand & remember information.



2. WHEN CAN YOU sketchnote?



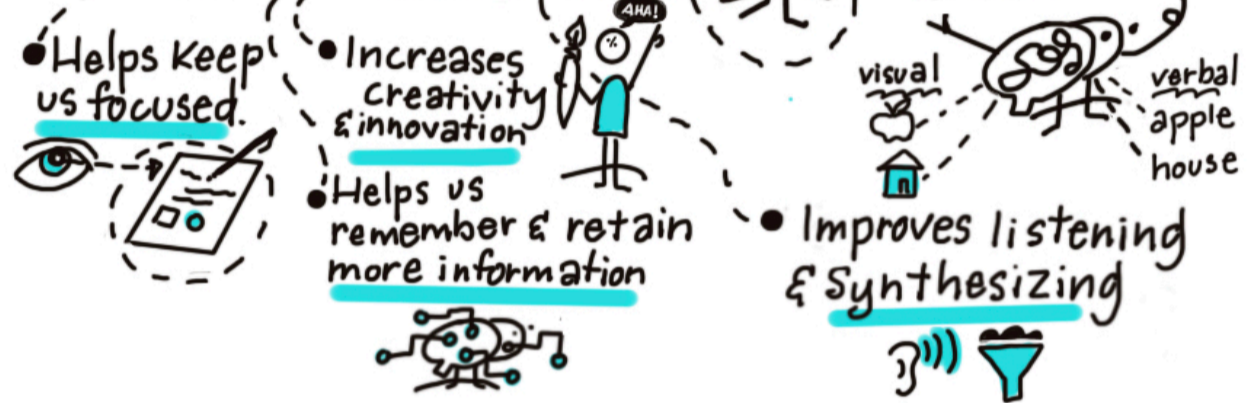
3. WHAT TOOLS do I need?



4. TYPES OF sketchnotes:

- Real time  NOW
- Slow time or Revisited 

5. WHY sketchnote?

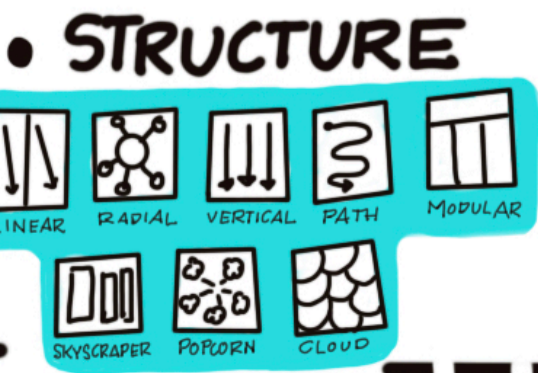


6. BASICS OF sketchnoting:

- **TYPOGRAPHY**
 - emphasizes ideas --- style
 - creates hierarchy --- size & structure
 - establishes mood --- Letter in words

- **ARROWS/CONNECTORS**
 - points out details
 - connect ideas
 - focus attention

- **DIVIDERS**
 - help separate ideas from each other visually
 - creates order & structure



- **BULLETS**
 - useful for lists & series of ideas

- **THE 5 BASIC ELEMENTS**
 - You can draw almost ANYTHING when you put these together!

- **PEOPLE**
 - when you add people or a face you make your brain happy
 - draw a shape, then add arms, legs, & a head

- **CONTAINERS**
 - groups various elements together to show relationship

- **ICONS**
 - identify recurring ideas in sketchnote

REMEMBER THESE MANTRAS:

IDEAS, NOT ART.

Process over PRETTY.

DRAWING IS THINKING!